
























# Thread Conversion Chart

## BFC986 - A Christmas Window

ADMELODY RAYON	Color	ARC RAY	ARC POLY	Maderia	RA Rayon	RA Poly	Sulky
109	 Orange	632	253	1221	2205	5505	1081
126	 Lt. Golden Tan	0	609(641)	1171	2396	9010	1083
163	 Creamy White	857	814	1149	2604	5761	1082
168	 Blush	708	862	1148	2375	5599	1119
173	 Plum	0	216	1385	2496	5552	1035
183	 Ruby	925	3016	1037	2281	5563	1147
186	 Firecracker	590	3016	1146	2329	9023	1037
189	 Carmine	188	213	1383	2270	5804	1169
197	 Brick	187	700	1147	2378	5678	1039
198	 Bronze Red	213	571	1381	2270	5568	1169
226	 White	015	010	1005	2297	5597	1001
227	 Black	020	020	1000	2296	5596	1005
238	 Forest Green	364	995	1189	2631	2852	1175
311	 Light Olive	0	963	1396	2554	5529	1049
321	 Goldenrod	625	982	1102	2547	9035	1067

This thread chart is copyrighted by BFC Creations and is for your sole use. You may not sell or share this chart. Thank you. Suz

ADMELODY RAYON	Color	ARC RAY	ARC POLY	Maderia	RA Rayon	RA Poly	Sulky
322	 Tawny Gold	396	616	1159	2596	9035	1227
323	 Wheat Brown	401	619	1192	2400	5501	1126
324	 Khaki	0	842	1196	2333	5501	1227
325	 Cargo	0	905	1191	2489	5501	1056
328	 Traditional Brown	613	891	1130	2566	5551	1059
329	 Chocolate Cake	879	892	1059	2337	5672	1059
331	 Coffee Bean	0	1152	1336	1336	2372	5672
332	 Mahogany	0	840	1358	2339	5702	1217
336	 Sunkissed	403	412	1338	2224	5524	1128
340	 Auburn	387	621	1126	2401	9130	1126
344	 Ash Blonde	555	815	1055	2604	5761	1149
348	 Tan	878	1545	1056	2488	5815	1056
404	 Med. Mink	251	585	1288	2485	5565	1166
457	 Bright Blue	807	4453	1166	2438	5580	1535

**This thread chart is copyrighted by BFC Creations and is for your sole use. You may not sell or share this chart. Thank you. Suz**