



























Thread List

BFC586 - Window - New England Charm

ADMELODY			Color		
103		Palest Peach	337		Bright Gold
104		Sandy Peach	340		Auburn
107		Deep Coral	360		Dark Pecan
109		Orange	361		Silver Lining
117		Wild Carrot	366		Sleet Grey
142		Sugar Pink	373		Wedgwood Blue
146		Rosie Pink	375		Slate
177		Desert Rose	391		Grey
185		Red	394		Granite
226		White	401		Pale Mink
227		Black	402		Heirloom Beige
235		Grecian Green	404		Med. Mink
304		Chartreuse	406		Dark Mink
314		Olive	443		Palest Bright Blue
316		Midnight Green	447		Darker Med. Blue
326		Natural Brown			

This thread chart is copyrighted by BFC Creations and is for your sole use. You may not sell or share this chart. Thank you. Suz