

















BFC Machine Embroidery Thread

It is impossible to find exact color matches between brands, but the best matches are presented below. If there is no color in the column, it means there was no suitable match. The ideal way to choose colors for your projects is, of course, to have actual thread charts so you can compare them to your available thread and your project, but this chart can help you make your selections. Please note: Computer Monitors may vary when viewing color swatches.

BFC Poly #	Color	
2168		White
2170		Black
2514		MD Salmon
2611		Nutmeg
2709		LT Putty
2729		MD Putty
2731		Hemp
2747		DK Chestnut
2748		Taupe
2760		MD Taupe
2768		Camel
3370		PALE Mauve Pearl
3393		LT Pigeon Gray
3415		DK Gray

This thread chart is copyrighted by BFC Creations and is for your sole use. You may not sell or share this chart. Thank you. Suz