


















BFC Machine Embroidery Thread

It is impossible to find exact color matches between brands, but the best matches are presented below. If there is no color in the column, it means there was no suitable match. The ideal way to choose colors for your projects is, of course, to have actual thread charts so you can compare them to your available thread and your project, but this chart can help you make your selections. Please note: Computer Monitors may vary when viewing color swatches.

BFC Poly #	Color	
2168		White
2170		Black
2260		DK Peach
2275		DK Pink Carnation
2278		Ruby Red
2545		LT Ash Rose
3038		DK Spruce
3393		LT Pigeon Gray
3415		DK Gray
3655		MD Bright Blue
3660		DK Bright Blue
3675		MD Clear Blue
3772		LT Lavender
3777		MD Lavender
3778		Blue Purple

This thread chart is copyrighted by BFC Creations and is for your sole use. You may not sell or share this chart. Thank you. Suz