




















BFC Machine Embroidery Thread

It is impossible to find exact color matches between brands, but the best matches are presented below. If there is a *0* in the column, it means there was no suitable match. The ideal way to choose colors for your projects is, of course, to have actual thread charts so you can compare them to your available thread and your project, but this chart can help you make your selections. Please note: Computer Monitors may vary when viewing color swatches.

BFC Poly #	Color	
2168		White
2170		Black
2291		Bright Red
2297		Satin Red
2690		PALE Ecru
2765		DKST Camel
2772		LT Golden Brown
2783		DK Earth
2784		DKST Earth
3008		LT Smoke Green
3009		MD Smoke Green
3013		DK Smoke Green
3023		DKST Pine Green
3035		MD Spruce
3155		Bright Lime
3211		MD Yellow Green
3235		LT Grass Green

This thread chart is copyrighted by BFC Creations and is for your sole use. You may not sell or share this chart. Thank you. Suz