




















**BFC Machine Embroidery Thread**

It is impossible to find exact color matches between brands, but the best matches are presented below. If there is a \*0\* in the column, it means there was no suitable match. The ideal way to choose colors for your projects is, of course, to have actual thread charts so you can compare them to your available thread and your project, but this chart can help you make your selections. Please note: Computer Monitors may vary when viewing color swatches.

BFC Poly #	Color	
2168		White
2170		Black
2181		PALE Salmon Pink
2187		MD Salmon Pink
2253		LT Peach
2260		DK Peach
2575		PALE Gray
2695		DK Honey
2785		Chocolate
2818		DKST Mink
3008		LT Smoke Green
3014		DKST Smoke Gree
3032		PALE Smoke Gree
3254		MD Sage
3714		MD Eggplant
3722		MD Purple Sage
3733		MD Lilac

This thread chart is copyrighted by BFC Creations and is for your sole use. You may not sell or share this chart. Thank you. Suz