


























**BFC Machine Embroidery Thread**

It is impossible to find exact color matches between brands, but the best matches are presented below. If there is a \*0\* in the column, it means there was no suitable match. The ideal way to choose colors for your projects is, of course, to have actual thread charts so you can compare them to your available thread and your project, but this chart can help you make your selections. Please note: Computer Monitors may vary when viewing color swatches.

BFC Poly #	Color	
2169		Bright White
2187		MD Salmon Pink
2198		Pink
2218		Pink Lady
2256		MD Peach
2267		Azalea
2291		Bright Red
2376		Yellow
2379		Buttered Popcorn
2388		PALE Mellow Yello
2449		Orange Sherbet
2834		Harvest Gold
3159		PALE Spring Gree
3161		Spring Green
3206		DK Shamrock Gree
3472		LT Peacock
3511		PALE Teal
3514		LT Teal
3532		LT Aqua
3601		DK Bright Aster
3655		MD Bright Blue
3733		MD Lilac
3777		MD Lavender

**This thread chart is copyrighted by BFC Creations and is for your sole use. You may not sell or share this chart. Thank you. Suz**