
















BFC Machine Embroidery Thread

It is impossible to find exact color matches between brands, but the best matches are presented below. If there is a blank space in the column, it means there was no suitable match. The ideal way to choose colors for your projects is, of course, to have actual thread charts so you can compare them to your available thread and your project, but this chart can help you make your selections. Please note: Computer Monitors may vary when viewing color swatches.

BFC Poly #	Color	
2168		White
2170		Black
2250		PLST Peach
2575		PALE Gray
2785		Chocolate
2818		DKST Mink
3008		LT Smoke Green
3014		DKST Smoke Green
3023		DKST Pine Green
3032		PALE Smoke Green
3254		MD Sage
3263		DKST Blue Gray
3514		LT Teal

This thread chart is copyrighted by BFC Creations and is for your sole use. You may not sell or share this chart. Thank you. Suz