













## BFC Machine Embroidery Thread

It is impossible to find exact color matches between brands, but the best matches are presented below. If there is \*0\* in the column, it means there was no suitable match. The ideal way to choose colors for your projects is, of course, to have actual thread charts so you can compare them to your available thread and your project, but this can help you make your selections. Please note: Computer Monitors may vary when viewing color swatches.

BFC Poly #	Color	
2168		White
2170		Black
2575		PALE Gray
2818		DKST Mink
2934		LT Sage
3371		PALE Cloud Gray
3409		Silver
3412		MD Pigeon Gray
3413		MD Gray
3418		DK Pewter

This thread chart is copyrighted by BFC Creations and is for your sole use. You may not sell or share this chart. Thank you. Suz