


















## BFC Machine Embroidery Thread

It is impossible to find exact color matches between brands, but the best matches are presented below. If there is \*0\* in the column, it means there was no suitable match. The ideal way to choose colors for your projects is, of course, to have actual thread charts so you can compare them to your available thread and your project, but this can help you make your selections. Please note: Computer Monitors may vary when viewing color swatches.

BFC Poly #	Color	
2182		LT Salmon Pink
2202		DK Pink
2222		LT Cranberry
2260		DK Peach
2435		Melon
3009		MD Smoke Green
3035		MD Spruce
3060		LT Aqua Green
3096		PALE Jade
3105		Pine Green
3155		Bright Lime
3174		LT Lime
3185		MD Grass Green
3740		MD Heather
3764		DK Blue Purple

This thread chart is copyrighted by BFC Creations and is for your sole use. You may not sell or share this chart. Thank you. Suz