


























BFC Machine Embroidery Thread

It is impossible to find exact color matches between brands, but the best matches are presented below. If there is *0* in the column, it means there was no suitable match. The ideal way to choose colors for your projects is, of course, to have actual thread charts so you can compare them to your available thread and your project, but this can help you make your selections. Please note: Computer Monitors may vary when viewing color swatches.

BFC Poly #	Color	
2168		White
2170		Black
2270		DK Salmon Pink
2287		DKST Burgandy
2291		Bright Red
2295		Cherry Red
2306		DKST Satin Red
2385		Bright Yellow
2499		LT Rose Taupe
2747		DK Chestnut
2758		MD Rust
2768		Camel
2832		Golden Amber
3008		LT Smoke Green
3035		MD Spruce
3035		MD Spruce
3345		DK Slate
3412		MD Pigeon Gray
3479		Deep Lake
3487		DK Lagoon
3636		LT Clear Blue
3649		LT Bright Blue
3692		MD Blue Violet

This thread chart is copyrighted by BFC Creations and is for your sole use. You may not sell or share this chart. Thank you. Suz