



















BFC Machine Embroidery Thread

It is impossible to find exact color matches between brands, but the best matches are presented below. If there is a color in the column, it means there was no suitable match. The ideal way to choose colors for your projects is, of course, to have actual thread charts so you can compare them to your available thread and your project, but this chart can help you make your selections. Please note: Computer Monitors may vary when viewing color swatches.

BFC Poly #	Color	
2170		Black
2172		Antique White
2271		MD Pink Carnation
2295		Cherry Red
2303		DK Satin Red
2414		DK Apricot
2513		LT Salmon
2729		MD Putty
2745		MD Chestnut
2748		Taupe
2759		DK Taupe
2819		DKST Reddish Min
2852		LT Green Amber
3038		DK Spruce
3176		MD Lime
3604		MD Mediterranean

This thread chart is copyrighted by BFC Creations and is for your sole use. You may not sell or share this chart. Thank you. Suz