



















BFC Machine Embroidery Thread

It is impossible to find exact color matches between brands, but the best matches are presented below. If there is in the column, it means there was no suitable match. The ideal way to choose colors for your projects is, of course, have actual thread charts so you can compare them to your available thread and your project, but this chart can help you make your selections. Please note: Computer Monitors may vary when viewing color swatches.

BFC Poly #	Color	
2168		White
2170		Black
2270		DK Salmon Pink
2275		DK Pink Carnation
2297		Satin Red
2567		DK Brick
2656		Warm Sand
2934		LT Sage
2943		DK Yellow Green
2945		DKST Sage
3370		PALE Mauve Pearl
3393		LT Pigeon Gray
3413		MD Gray
3418		DK Pewter
3597		Light Blue Aster
3660		DK Bright Blue

This thread chart is copyrighted by BFC Creations and is for your sole use. You may not sell or share this chart. Thank you. Suz