
























BFC Machine Embroidery Thread

It is impossible to find exact color matches between brands, but the best matches are presented below. If there is *0* in the column, it means there was no suitable match. The ideal way to choose colors for your projects is, of course, to have actual thread charts so you can compare them to your available thread and your project, but this can help you make your selections. Please note: Computer Monitors may vary when viewing color swatches.

BFC Poly #	Color	
2170		Black
2181		PALE Salmon Pink
2689		Ecru
2731		Hemp
2768		Camel
2781		Golden Mink
2793		PALE Mink
2808		Mink
2817		DK Mink
2819		DKST Reddish Min
2926		DKST Green Gray
2928		PALE Sage
3340		MD Slate
3370		PALE Mauve Pearl
3371		PALE Cloud Gray
3393		LT Pigeon Gray
3398		DK Pigeon Gray
3409		Silver
3412		MD Pigeon Gray
3415		DK Gray
3639		Dusk Blue

This thread chart is copyrighted by BFC Creations and is for your sole use. You may not sell or share this chart. Thank you. Suz