












Thread Conversion Chart

BFC1066- Southwestern Quilt Circles II

ADMELODY RAYON	Color	ARC RAY	ARC POLY	Maderia	RA Rayon	RA Poly	Sulky
109	 Orange	632	253	1221	2205	5505	1081
114	 Sunset	524	650	1078	2218	5769	1078
115	 Golden Glory	524	134	1379	2468	5767	1246
137	 Yellow Finch	219	633	1223	2235	5325	1067
184	 True Red	925	3016	1037	2281	5563	1147
226	 White	015	010	1005	2297	5597	1001
227	 Black	020	020	1000	2296	5596	1005
290	 Turquoise	267	444	1101	2214	7710	1049
293	 Med. Turquoise	697	2093	1177	2307	5801	1534
447	 Darker Med. Blue	0	381	1275	2383	5683	1226
466	 Dk. Royal Blue	391	806	1166	2437	5510	1042

This thread chart is copyrighted by BFC Creations and is for your sole use. You may not sell or share this chart. Thank you. Suz